



Recipients :	Stoneridge Network
Release date :	September 20 th , 2023
Update Purpose :	Initial release
Object :	Visual differences between Smart 1 and Smart 2

The question is raised on how to visually differentiate a SE5000 Smart 2 from a 1C.

Smart 2, visual differences to Smart 1

Remove the printer cassette and check out the tamper label. Or navigate the INFO Menu to reach the screen below.



-SMART2-
Press OK
Press UP arrow once to reach the INFO Menu and Press OK
Press UP arrow 5 times :



Technical Data Printout

```
-----B-----  
B Stoneridge Electronics  
Adolfsbergsgatan 3,  
S70227 Örebro  
900773R20R01  
E50002  
0000007221/0422/06/A2  
2022  
GEN2 v2
```

-SMART1-
Press OK
Press UP arrow once to reach the INFO Menu and Press OK
Press UP arrow 4 times :



Technical Data Printout

```
-----B-----  
B Stoneridge Electronics  
Adolfsbergsvägen 3,  
S70227 Örebro  
900588RA20R02  
E50002  
0000007221/0413/06/A2  
2020
```